

Post Distribution Survey*

Bujanko Island, Uganda

Distributed by ACDT

Completed: Mar 2010

6 month survey

Carried out: 01 Aug 2010

Households surveyed: 87 (85 used)



Q1. How many nets were in the surveyed households?

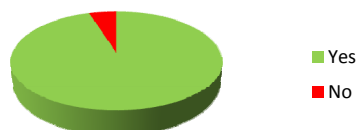
172

How many were supplied by Against Malaria?

182

Q2. Are they being used at night?

Yes	No
95% (76)	5% (4)



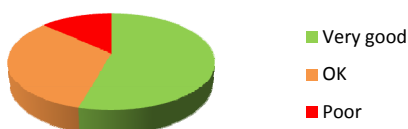
Q3. Are they being used correctly?

Yes	No
94% (80)	6% (5)



Q4. What is the condition of the nets?

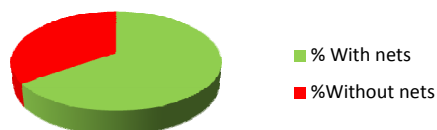
Very good	OK	Poor
54% (97)	32% (58)	13% (24)



The following question relates to the coverage of sleeping spaces by any nets, regardless of origin. This provides an indication of how many nets are still needed to achieve universal coverage.

Q5. What is the overall net coverage of sleeping spaces?

With nets	Without nets
65% (172)	35% (92)



Action recommendations:

1. Additional malaria education

- encourage all nets to be hung. Target: 95%+
- **emphasise net care**
- **demonstrate and remind of correct net usage**
- message: all sleeping spaces covered helps them all
- involve community leaders and all community
- whole community address

2. Further nets required

- to achieve universal coverage/replace unusable nets

* This survey was performed on a random sample of households to which nets were distributed. The data has been collated from each of the forms, where meaningful, and summarised above. The original documents are available upon request.