

Post Distribution Survey*

Kumali District, Uganda

Distributed by ACDT

Completed: Dec 2009

6 month survey

Carried out: 14 Aug 2010

Households surveyed: 36 (36 used)



Q1. How many nets were in the surveyed households?

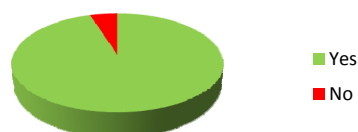
122

How many were supplied by Against Malaria?

63

Q2. Are they being used at night?

Yes	No
95% (19)	5% (1)



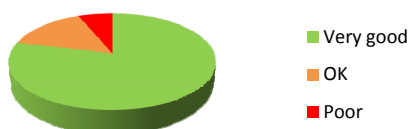
Q3. Are they being used correctly?

Yes	No
96% (27)	4% (1)



Q4. What is the condition of the nets?

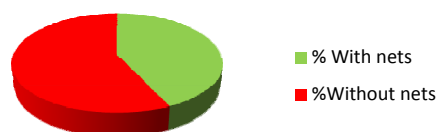
Very good	OK	Poor
79% (37)	15% (7)	6% (3)



The following question relates to the coverage of sleeping spaces by any nets, regardless of origin. This provides an indication of how many nets are still needed to achieve universal coverage.

Q5. What is the overall net coverage of sleeping spaces?

With nets	Without nets
43% (122)	57% (160)



Action recommendations:

1. Additional malaria education

- emphasise net care

2. Further nets required

- to achieve universal coverage/replace unusable nets

* This survey was performed on a random sample of households to which nets were distributed. The data has been collated from each of the forms, where meaningful, and summarised above. The original documents are available upon request.