

Post Distribution Survey*

Original distribution

Kadokolene, Pallisa, Uganda

Distributed by Natiki Health FO

Completed: Dec 2007

This survey

42 month survey

Carried out: 26 Jan 2011

Households surveyed: 82 (62 used)



How many nets were in the surveyed households?
How many were supplied by Against Malaria?

179
203

Are they being used at night?

Yes	No
80% (179)	20% (45)



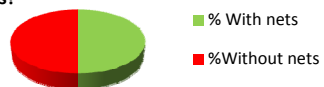
Are they being used correctly?

Yes	No
69% (43)	31% (19)

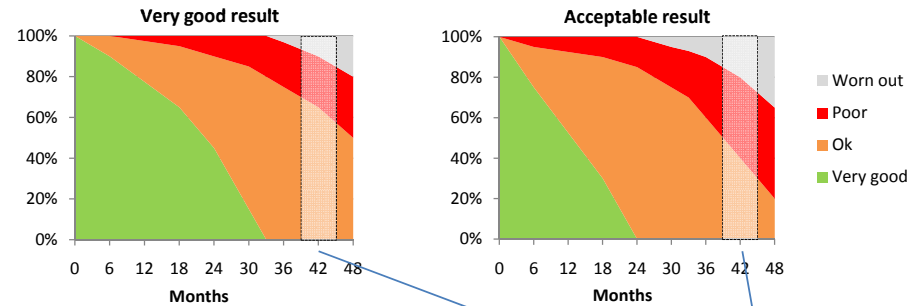


What is the overall coverage of sleeping spaces?

With nets	Without nets
50% (446)	50% (222)

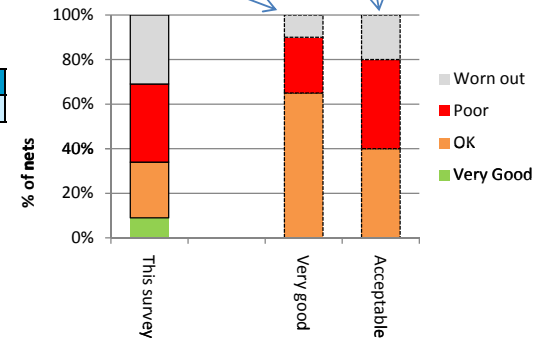


What are our expectations for the condition of the nets over time?



What is the condition of the AMF nets?

Very good	OK	Poor	Worn out
9% (17)	25% (45)	35% (63)	31% (55)



How does the actual condition of the nets compare to our expectations?

Overall assessment:

Acceptable

Action recommendations:

1. Additional malaria education

- encourage all nets to be hung. Target: 95%+
- emphasise net care
- demonstrate and remind of correct net usage
- message: all sleeping spaces covered helps them all
- involve community leaders and all community
- whole community address

2. Revisit houses with 'net, but not hung' one month later

3. Further nets required

- to achieve universal coverage/replace unusable nets
- to all sleeping spaces in community as majority of existing nets now at end of useful life

* This survey was performed on a random sample of households to which nets were distributed. The data has been collated from each of the forms, where meaningful, and summarised above. The original documents are available upon request.