

# Post Distribution Survey\*

## Mbarara, Uganda

Distributed by Holy Innocents  
Completed: Jan 2008

### 30 month survey

Carried out: 15 Jul 2010  
Households surveyed: 50 (46 used)

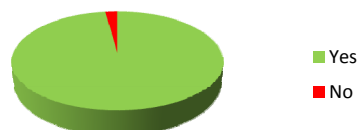


**Q1. How many nets were in the surveyed households?**  
How many were supplied by Against Malaria?

127
79

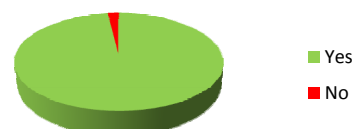
**Q2. Are they being used at night?**

Yes	No
98% (45)	2% (1)



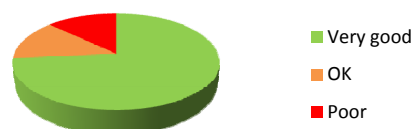
**Q3. Are they being used correctly?**

Yes	No
93% (43)	7% (3)



**Q4. What is the condition of the nets?**

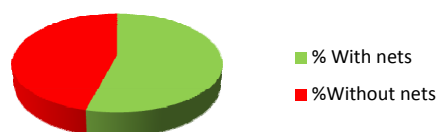
Very good	OK	Poor
74% (56)	13% (10)	13% (10)



The following question relates to the coverage of sleeping spaces by any nets, regardless of origin. This provides an indication of how many nets are still needed to achieve universal coverage.

**Q5. What is the overall net coverage of sleeping spaces?**

With nets	Without nets
54% (127)	46% (109)



## Action recommendations:

### 1. Further nets required

- to achieve universal coverage/replace unusable nets
- to all sleeping spaces in community as majority of existing nets now at end of useful life

\* This survey was performed on a random sample of households to which nets were distributed. The data has been collated from each of the forms, where meaningful, and summarised above. The original documents are available upon request.