

Post Distribution Survey*

Ho, Ghana

Distributed by Lutheran Church of Hope
Completed: Feb 2009

18 month survey

Carried out: 30 Mar 2010

Households surveyed: 23 (23 used)

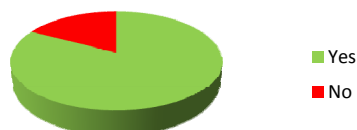


Q1. How many nets were in the surveyed households?

30

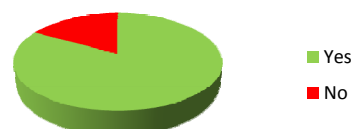
Q2. Are they being used at night?

Yes	No
83% (19)	17% (4)



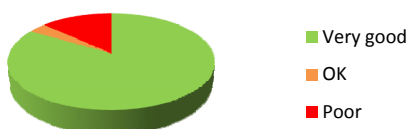
Q3. Are they being used correctly?

Yes	No
83% (19)	17% (4)



Q4. What is the condition of the nets?

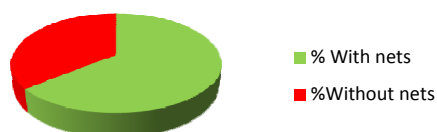
Very good	OK	Poor
83% (25)	3% (1)	13% (4)



The following question relates to the coverage of sleeping spaces by any nets, regardless of origin. This provides an indication of how many nets are still needed to achieve universal coverage.

Q5. What is the overall net coverage of sleeping spaces?

With nets	Without nets
64% (30)	36% (17)



Action recommendations:

1. Additional malaria education

- encourage all nets to be hung. Target: 95%+
- emphasise correct net usage
- emphasise net care
- message: all sleeping spaces covered helps them all
- involve community leaders and all community
- whole community address

* This survey was performed on a random sample of households to which nets were distributed. The data has been collated from each of the forms, where meaningful, and summarised above. The original documents are available upon request.