

Post Distribution Survey*

Gbondapi Section, Malen Chiefdom, Sierra Leone

Distributed by Global Minimum

Completed: Aug 2010

6 month survey

Carried out: 02 Jan 2011

Households surveyed: 1 (-2 used)



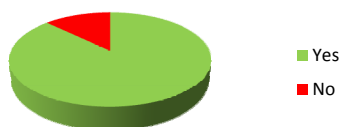
Q1. How many nets were in the surveyed households?

139
115

How many were supplied by Aganist Malaria?

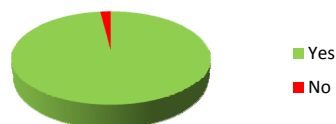
Q2. Are they being used at night?

Yes	No
87% (41)	13% (6)



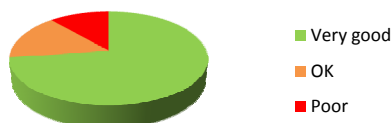
Q3. Are they being used correctly?

Yes	No
98% (46)	2% (1)



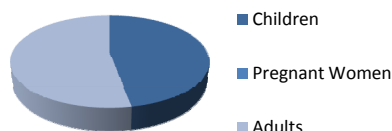
Q4. What is the condition of the nets?

Very good	OK	Poor
73% (69)	16% (15)	12% (11)



Q5. Who is sleeping under the nets?

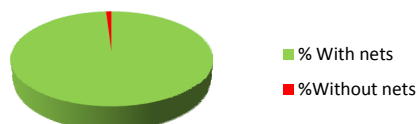
Children	Adults	Pregnant
47% (125)	53% (143)	0% (0)



The following question relates to the coverage of sleeping spaces by any nets, regardless of origin. This provides an indication of how many nets are still needed to achieve universal coverage.

Q5. What is the overall net coverage of sleeping spaces?

With nets	Without nets
99% (139)	1% (2)



Action recommendations:

1. Additional malaria education

- encourage all nets to be hung. Target: 95%+
- emphasise net care
- demonstrate and remind of correct net usage
- message: all sleeping spaces covered helps them all
- involve community leaders and all community
- whole community address

* This survey was performed on a random sample of households to which nets were distributed. The data has been collated from each of the forms, where meaningful, and summarised above. The original documents are available upon request.