

# Post Distribution Survey\*

Original distribution

**Taukunor, Malen Chiefdom, Sierra Leone**

Distributed by Global Minimum

Completed: July 2009

This survey

**18 month survey**

Carried out: 17 Aug 2011

Households surveyed: 50 (50 used)



How many nets were in the surveyed households?  
How many were supplied by Against Malaria?

174
173

Are they being used at night?

Yes	No
100% (174)	0% (0)



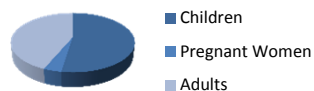
Are they being used correctly?

Yes	No
100% (174)	0% (0)



Who is using the AMF nets?

Children	Pregnant Women	Adult
53% (287)	4% (21)	44% (238)

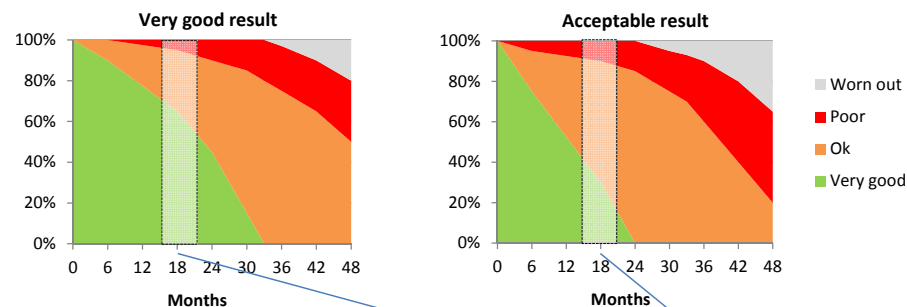


What is the overall coverage of sleeping spaces?

With nets	Without nets
95% (184)	5% (10)

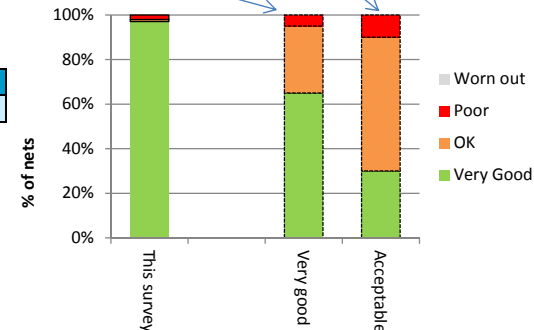


What are our expectations for the condition of the nets over time?



What is the condition of the AMF nets?

Very good	OK	Poor	Worn out
97% (168)	1% (1)	2% (4)	0% (0)



How does the actual condition of the nets compare to our expectations?

**Overall assessment:**  
**Very Good**

## Action recommendations:

### 1. Additional malaria education

- encourage all nets to be hung. Target: 95%+
- **emphasise net care**
- **demonstrate and remind of correct net usage**
- message: all sleeping spaces covered helps them all
- involve community leaders and all community
- whole community address

### 2. Revisit houses with 'net, but not hung' one month later

\* This survey was performed on a random sample of households to which nets were distributed. The data has been collated from each of the forms, where meaningful, and summarised above. The original documents are available upon request.