

# Post Distribution Survey\*

Original distribution  
**Namulonge, Uganda**  
 Distributed by Project Restore  
 Completed: Dec 2010

This survey  
**6 month survey**  
 Carried out: 01 Aug 2011  
 Households surveyed: 50 (50 used)



How many nets were in the surveyed households?	80
How many were supplied by Against Malaria?	43

Are they being used at night?

Yes	No
100% (80)	0% (0)



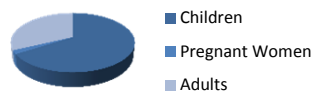
Are they being used correctly?

Yes	No
90% (72)	10% (8)



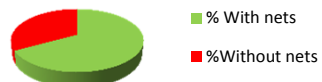
Who is using the AMF nets?

Children	Pregnant Women	Adult
66% (109)	2% (3)	32% (52)

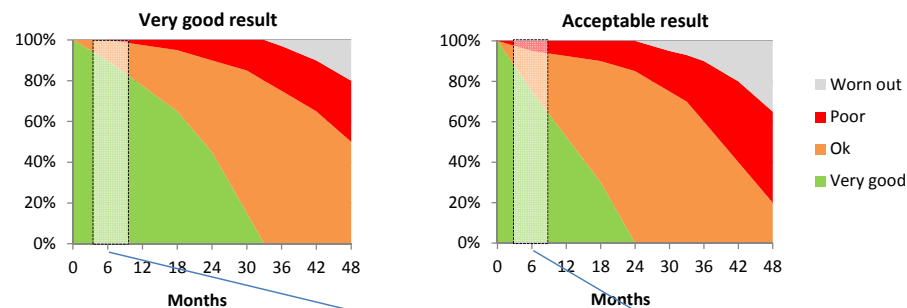


What is the overall coverage of sleeping spaces?

With nets	Without nets
67% (120)	33% (40)



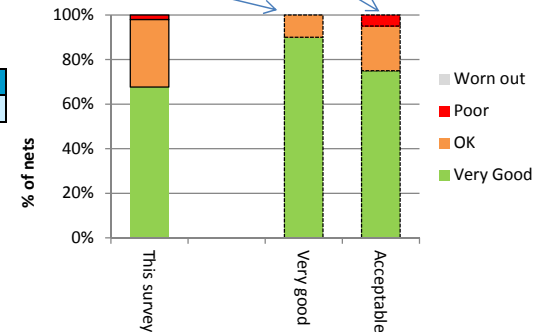
What are our expectations for the condition of the nets over time?



What is the condition of the AMF nets?

Very good	OK	Poor	Worn out
67% (29)	30% (13)	2% (1)	0% (0)

How does the actual condition of the nets compare to our expectations?



**Overall assessment:**  
**Acceptable**

## Action recommendations:

### 1. Additional malaria education

- encourage all nets to be hung. Target: 95%+
- emphasise net care
- demonstrate and remind of correct net usage
- message: all sleeping spaces covered helps them all
- involve community leaders and all community
- whole community address

### 2. Further nets required

- to achieve universal coverage/replace unusable nets

\* This survey was performed on a random sample of households to which nets were distributed. The data has been collated from each of the forms, where meaningful, and summarised above. The original documents are available upon request.